

# Adult Fine Arts

Chairperson: Susan Chaisson [slchaisson@yahoo.com](mailto:slchaisson@yahoo.com)

**Be sure to refer to all applicable state and local rules for every division you enter**

**Online Registration Closes: August 30<sup>th</sup>, 2026 (Final Deadline)**

**Entry Fee: \$5.00 per entry**

Entry Limit: (2) entries per class, (10) total entries per exhibitor. - **Van Dam Building.**

**Cash awards given per class:** 1st - \$15.00, 2nd - \$10.00, 3rd - \$5.00.

Division Winners: Rosette Ribbon// Best of Show: Rosette Ribbon

**Artwork drop-off for ALL Fine Arts Divisions: 2pm–7pm, Saturday, September 12<sup>th</sup>.**

**Artwork pick-up for ALL Fine Arts Divisions: 2pm–7pm, Monday, October 5<sup>th</sup>.**

**American System of Judging**

## Fine Arts Rules: NEW RULES, PLEASE NOTE

1. Entry form and entry fees must be received in the entry office or online by the closing date and time listed above. Late entries will **NOT** be accepted in any way or form.
2. Any artwork not picked up on the designated date will be considered abandoned and are subject to disposal by the chairperson as they see fit.
3. Artwork must have been created within the last (2) two years and not shown at any previous A.V. Fair. All Adult Divisions art must be original in concept. Reference materials may be used, but the direct copying of another's work, or the reworking of another's artwork will be immediately rejected. All U.S. Copyright regulations will be enforced. Entry fees for works deemed copies will be forfeited.
4. All entries entered by Junior's and Beginners, Intermediates and ribbon winners will be displayed. Advanced level entries that do not ribbon will be hung depending on space available. The A.V. Fair management reserves the right to select artworks for display. Art showing nudity or in bad taste may be subject to removal. Remember, this is a family event.
5. The Fine Arts Chairperson or Artist Panel may refer artworks to other departments of the Fair. This department is designed for Fine Art only. If a piece of art is transferred, NO refund or adjustment of entry fees will be made.
6. **ALL 2-D ARTWORK MUST HAVE: HANGING WIRE AND EYELETS. (See Attached Guideline Pictures @ the end of this guide). NO Duck Taped Wires or Plastic Hooks with Peel & Stick Tape will be accepted. These do not hold up to the humidity of the building. Alternative treatments will need to be approved by the Chairperson(s).** All artworks will be rejected if not in compliance.
7. All 2-D artwork **must be suitably framed. Example: Canvas with staples showing must be framed. "Perfect wrapped" canvases do not need to be framed but must be painted on the sides.**
8. **Maximum dimensions of 2-D artwork, including framing, MUST NOT exceed 44" in width and 48" in height.** Artworks are hung on pegboard; therefore, heavy pieces will be hung lower on the wall.
9. Sculptures should not normally exceed 50 lbs. or 4'L x 4'W x 6'H including all pieces with multiple parts. Depending on available space, the Chairperson may make exceptions to this rule.
10. Although all reasonable care will be taken in the handling and displaying of artwork, artists are advised to carry insurance on their artwork in case unexpected damage occurs. Artists are also reminded that the art is hanging in a building with evaporative coolers, and humidity may be an issue. Matted drawings and watercolors in particular may be negatively impacted by the humidity. Make sure the art is mounted well with a dustcover to limit warping or other humidity damage.
11. The Antelope Valley Fair reserves the right to add or cancel any division, class or award placements.
12. The Chairperson and/or judges reserve the right to move entries to other classes or divisions if the artist's work has been mis-entered due to experience, quality of work, or incorrect media.

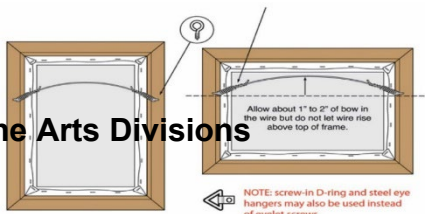


## American System of Judging for All Adult Fine Arts Divisions including Beginning, Intermediate, and Advanced, Adult A.V. Fair Theme Art Contest

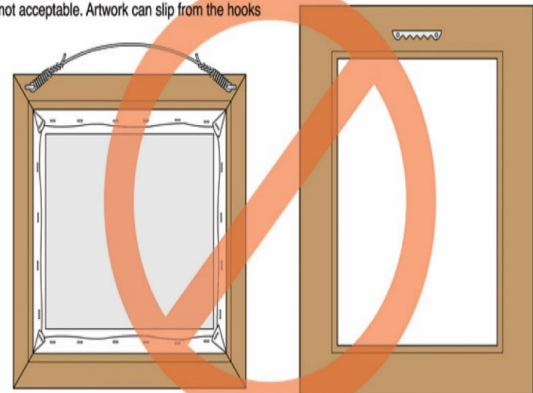
The American system uses standards and requirements, it primarily uses the idea of competition between exhibitors, pitting one competitor against another to establish the rankings. Example: In the Olympics, there can only be one gold, silver, and bronze. That is the "American system" of awards.

### Art wiring guidelines

Use standard hanging wire found at any art supply or framing store with eyelet screws. Mount eyelet screws at about 1/3 of the way from the top of the frame. Loop your wire through the eyelet twice Then tightly wrap at least six times around itself and clip off the excess wire



Do not wire painting at top of frame. The exposed wire looks bad and interferes with the spacing and hanging of other entries. Sawtooth or pre-installed hooks found on many store frames are not acceptable. Artwork can slip from the hooks we use and fall. If your frame comes with one of these, please remove if possible, and install new eyelet screws and wire as shown above.



Adult Fine Arts Divisions

**Artists enter under only one of the following division categories**

**Beginner-** A person who has been working in their particular medium for less than (5) years.

**Intermediate-** One skills are above Beginner Level or has won - 2, 1st place/or Division winner in Beginner and are not practicing artists and do not engage this work as a livelihood.

**Professional-** One skills are above Intermediate or has won - 2, 1st place/or Division Winner/ Best of Show in Intermediate. Paints as a livelihood, instructor, judge, or demonstrator or is engaged as a professional artist.

**Special Citizen-** Developmentally challenged adults may enter Division 25 using materials of choice. There is no entry fee required and ribbons will be awarded first through Honorable Mention. No cash awards will be given.

**Computer Graphics**

Computer manipulated photographs must be entered in Photography

**Division 1 Computer Graphics-Beginner**

**Division 2 Computer Graphics- Intermediate**

**Division 3 Computer Graphics-Advanced**

**Oils**

**Division 4 Oils-Beginner**

**Division 5 Oils-Intermediate**

**Division 6 Oils-Advanced**

**Acrylic and Gouache**

**Division 7 Acrylic-Beginner**

**Division 8 Acrylic-Intermediate**

**Division 9 Acrylic- Advanced**

**Pastel and Color Pencil**

**Division 10 Pastel or Color Pencil-Beginner**

**Division 11 Pastel and Color Pencil-Intermediate**

**Division 12 Pastel or Color Pencil-Advanced**

**Watercolors**

**Division 13 Watercolors-Beginner**

**Division 14 Watercolors Intermediate**

**Division 15 Watercolors-Advanced**

**All above Divisions (21001-21025) use the same Classes Below**

(with the exception of #13-15).

**CLASSES:**

1. Animals- Wild and domestic
2. Landscapes – land as a dominant, water as theme
3. Floral- flowers or plants as the subject. Only in CL3.
4. Portrait – features of a person or persons
5. Still Life- an inanimate arrangement, No florals
6. Miscellaneous- Military, Theme, Human Interest, Abstract or subject that does not meet the criteria.
7. Current Fair Theme
8. Coffee Paintings all subjects. Only to be used in Watercolors Divisions 13 – 15.

**Pen and Ink** or scratchboard as medium

**Division 16 Pen and Ink-Beginner**

**Division 17 Pen and Ink-Intermediate**

**Division 18 Pen and Ink-Advanced**

**Graphite and Charcoal**

**Division 19 Graphite and Charcoal-Beginner**

**Division 20 Graphite and Charcoal-Inter.**

**Division 21 Graphite and Charcoal-Advanced**

**Mixed Media**

**Division 22 Mixed Media-Beginner**

**Division 23 Mixed Media-Intermediate**

**Division 24 Mixed Media-Advanced**

**Adult Exhibitor with Disabilities- Fine Arts**

**Division 25 All Mediums**

**Entry Fee: None. Danish System of Judging**

Ribbons for 1st through 3rd, Honorable Mention,

# Sculpture

Definition: The creation of 3-D artwork using a variety of materials or media.

**Division 26 (21026) Sculpture-Beginner**

**Division 27 (21027) Sculpture-Intermediate**

**Division 28 (21028) Sculpture-Advanced**

## CLASSES:

1. Carved wood or stone
2. Poured bronze or other metal
3. Metal Sculpture
4. Free Hand, Plasma Metal Cutting Art
5. Clay or other materials (please specify in Description when entering)
6. Any Glass Fused, Slumped or Draped
7. Current Fair Theme

# China Painting

Chairperson: Susan Chaisson [slchaisson@yahoo.com](mailto:slchaisson@yahoo.com)

**Entry Registration Closes: August 30th**

**Entry Limit: (2) entries per class, (10) total entries per exhibitor**

**Artwork drop-off for ALL Fine Arts Divisions: 2:00 – 7:00 p.m., Saturday, September 12<sup>th</sup>.**

**Artwork pick-up for ALL Fine Arts Divisions: 2:00 – 7:00 p.m., Monday, October 5<sup>th</sup>.**

## **American System of Judging**

Entry Fee: \$5.00 per entry per class for Adult Classes. Limit of two entries per class. Limit of ten entries per artist.

(Jewelry class may have two (2) earrings count as one (1) entry only)

Cash awards given per class: 1st - \$15.00, 2nd - \$10.00, 3rd - \$5.00.

**Division Winners:** Rosette Ribbon

**Best of Show:** Rosette Ribbon

**Committee Award:** Rosette Ribbon

**China Painting Guidelines and Information :**Artist must supply own stand for platter and plate entries.

## China Painting Divisions

**Division 29 (21029) China Painting-Beginner**

**Division 30 (21030) China Painting-Intermediate**

**Division 31 (21031) China Painting-Advanced**

CLASSES for DIVISION 29-31

1. Bowls
2. Boxes
3. Glasses
4. Jewelry
5. Platters/Plates
6. Tiles
7. Miscellaneous
8. Current Fair Theme

## Danish System of Judging for Junior and Adult Special Citizen Divisions

The Danish system is a method of evaluating artwork against a set of standards, and recognition is awarded on the degree to which the standard has been met by each competitor. In Danish system judging, the artists are not judged against each other but against a set of standards in the different mediums used. Examples: Colored pencils, or Acrylics/Oils. The Danish system is a way to provide recognition to greater numbers of youth who may all be making significant progress in their projects. Ribbons traditionally awarded by the Danish system are:

**Blue** – for excellence exceeding the standards.

**Red** – for good work that meets the expected standard.

**White** – for average work or work that falls below the standard.

In the Danish method, there is no restriction to the number of Each award given. In other words, 1<sup>st</sup>, 2<sup>nd</sup>, and 3<sup>rd</sup> places may not necessarily be evenly distributed amongst entries within a division.

# Junior Fine Arts/Jr Exhibitors with Disabilities- use all classes below were indicated.

## Junior Fine Art Divisions

12 years and under is Judged by Danish System of Judging/13 – 17 years old are judged by American System of Judging

Chairperson: Susan Chaisson [slchaisson@yahoo.com](mailto:slchaisson@yahoo.com)

Online Entry Registration Closes: August 30<sup>th</sup>, 2026.

Artwork drop-off for ALL Fine Arts Divisions: 2:00 – 7:00 p.m., Saturday, September 12<sup>th</sup>

Artwork pick-up for ALL Fine Arts Divisions: 2:00 – 7:00 p.m., Monday, October 5<sup>h</sup>

### Danish System of Judging

**Entry Fee: NONE per entry per class. Limit of two entries per class. Limit of ten entries per artist.**

**Premiums are the same in all Divisions below: ribbons given per class: 1<sup>st</sup> -3rd -Division Winners: Rosette Ribbon,**

Best of Show: Rosette Ribbon and Honorable Mention: Ribbons. No cash awards will be given

**Jr Special Citizen: Entry Fee: None, Danish System of Judging-Limit of two entries per class.**

No cash awards will be given, Ribbons 1st through 3<sup>rd</sup>,and Honorable Mention: Ribbons

### RULES: Same as Adult Rules

**Division 32 (21032) Jr Fine Arts:** Ages 5 & Under

**Division 33 (21033) Jr Fine Arts:** Ages 6 to 8 yrs.

(Special Classes for Division 32 – 33 & 36)

**Division 34 (21034) Jr Fine Arts:** Ages 9 to 12 yrs.

**Division 35 (21035) Jr Fine Arts:** Ages 13 to 17 yrs.

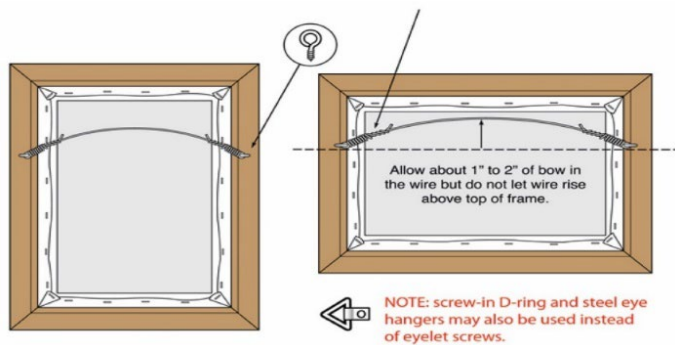
**Division 36 (21036) Jr Exhibitor with Disabilities-  
Fine Arts: Ages 5- 17 yrs.**

### CLASSES:

1. Acrylic/Oils
2. Colored Pencil/Crayon
3. Pastel
4. Pencil/Charcoal
5. Color Markers
6. Pen & Ink/Scratchboard
7. Watercolors
8. Mixed Media
9. Sculpture
10. Computer Graphics
11. Current Fair Theme
12. Tempera Paint
13. Finger-paint (Only use in Division 32-33 & 36)

## Art wiring guidelines

Use standard hanging wire found at any art supply or framing store with eyelet screws. Mount eyelet screws at about 1/3 of the way from the top of the frame. Loop your wire through the eyelet twice Then tightly wrap at least six times around itself and clip off the excess wire



Do not wire painting at top of frame. The exposed wire looks bad and interferes with the spacing and hanging of other entries. Sawtooth or pre-installed hooks found on many store frames are not acceptable. Artwork can slip from the hooks we use and fall. If your frame comes with one of these, please remove if possible, and install new eyelet screws and wire as shown above.

